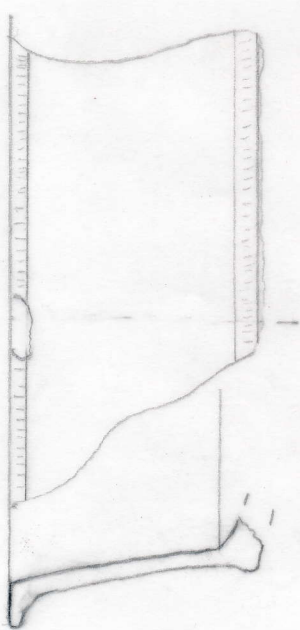



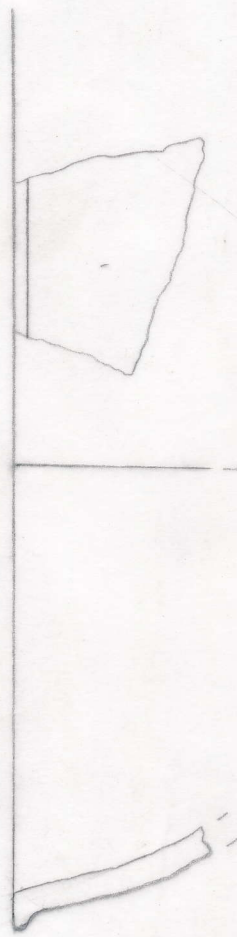
GPR'10
 Area B
 SU 1146
 TSI
 Ø 8cm
 h 3,36cm



GPR'10
 Area B
 SU 1146
 TSI
 Ø 10cm
 h 2,7cm



GPR'10
 Area B
 SU 1146
 TSI
 Ø 12cm
 h 2,6cm



GPR'10
 Area B
 SU 1146
 TSI
 Ø 10cm
 h 3,5cm

